


ROYAL RANGERS LEADERS



WISPAATCH



SUMMER 1977



Volume XIII Number 4

Summer 1977

JOHN ELLER
EDITOR

SILAS GAITHER

National Director

Church Ministries

PAUL McGARVEY

Secretary

Men's Department,

JOHNNIE BARNES

National Commander

Royal Rangers

PAUL STANEK

National Training &

Promotional Coordinator

JOHN ELLER

National Dispatcher

Royal Rangers

ABOUT THE COVER

DISPATCH cover for this issue features the well-known Butch Keifer, Eastern District Royal Rangers Commander.

This candid photo was taken at the Second National FCF Rendezvous last July. Butch, who is the "Paul Bunyan" image in the FCF program, is also a much-sought-for patch expert and trader.

Look for him at the Second National Royal Rangers Camporama in Farrigot, Idaho, July, 1978.

DISPATCH is a quarterly publication issued by Royal Rangers, 1445 Boonville Ave., Springfield, Mo. 65802. Subscription price (U.S.) \$1.00 per year. Second-class postage paid at Springfield, Missouri.

DISPATCH'S EXPRESS

A marriage ceremony I often use as a pastor suggests to the newly-weds their "mindfulness in little things" as an important ingredient for a happy home.

What is true of marital life is also true of your Royal Rangers Outpost. *Little things* can "make or break" the local program! Space will not allow a complete listing, but let us begin.

(1) Leaders must always be READY for the meeting! Prepare! Look ahead! Plan! Have *something* in mind to accomplish in every meeting!

(2) Leaders must always be PROMPT! On time! On schedule! Never late! Distributing dated materials on time! Order awards the boys have earned and present them soon as possible!

(3) Leaders must always be SHARP! Wear the uniform! Be proud of it! Keep it looking clean, up-to-date, and sharp in every detail! Don't be sloppy!

(4) Leaders must always keep the meeting room ORDERLY! Display the current charter. (You *did* recharter, didn't you?) Advancement charts need weekly attention.

(5) Leaders should encourage the boys to wear their uniforms to meetings! Remember—the fellows will *outgrow* the uniforms long before they *wear out*! Use them! They are important status symbols to the outpost!

Solomon once said that it is the little foxes that spoil the vine (Song of Solomon 2:15). Let's hold off these little spoilers! Pay attention to the *little things* which can make your outpost first class!

—John Eller, *National Dispatcher*

Footnote: Your National Dispatcher has a change of address (as most of you know, he edits DISPATCH from the field). New address: P. O. Box 1106, Hannibal, MO 63401. He has taken the pastorate of First Assembly of God in Hannibal, having resigned as pastor of First Assembly in Milan, TN.

WHAT? ME WORK WITH HIM?

by Don Franklin

Jesus never said those words! Oddly enough, this is not a quotation from the Bible. But it does sound a little more like something we sometimes say, doesn't it?

Please ponder this question. Which of the believers does Jesus love the most? The answer is obvious. He loves us equally. No favoritism. No partiality. *Always*.

"But, Commander, you know I can't . . . don't . . . won't (sic) get along with that guy. We just don't see eye-to-eye. Work with *him*? You've got to be kidding!"

Jesus had a better idea. It came in the form of a command with the same weight and force of the Ten Commandments. It goes like this: "I give you a new commandment—*love* one another" (John 13:34, Phillips).

Why *love*? Well, love is a bridge between the fast mover the slow mover, the introvert and the extrovert. *Love* spans differences. *Love* cements together abrasive personalities. *Love* links together uncommon people in a common cause!

Remember the Apostle Peter? Compare his dispositional traits with John the Beloved. Bible narrative describes Peter as a man inclined toward impulsive, act-before-you-think behavior. But John? No way was he like Peter. The Apostle John is pictured as a gentler, softer personality. And what did Jesus do with these two opposites? He worked with them, filled them with His Holy Spirit, and sent them out to do His work. Two opposites, serving the *same* Master. *Together*.

Variety? It's the spice of life. Different personalities give zest to programs. *You're* different from *me*. God planned it that way.

Alright. So it is tough to work with that fella so unlike you. But—have you tried *love*? Properly used, *love* can become the tool within your grasp that can build a strong Royal Rangers program in your church. *Love* is a prime mover!

Let's apply this to your next leader-selection meeting or after-meeting planning session. How about offering to work with that man you don't usually "click" with? Why not let your pastor or Senior Commander assign you to work with that someone who "rubs your fur the wrong way"? *Love* can make the difference.

Expect instant, good results. Heaven will approve. Letting God pave the way with *love* always works wonders.

Make this beautiful phrase yours, commander: "His banner over *me* is *love*."
It'll work when nothing else can.

A LITTLE FELLOW FOLLOWS ME

A careful man I ought to be,

A little fellow follows me.

I dare not go astray,

For fear he'll go the self-same way.

I cannot once escape his eyes.

Whate'er he sees me do he tries.

Like me, he says he's going to be,

The little chap who follows me.

He thinks that I am good and fine,

Believes in every word of mine.

The base in me he must not see,

That little chap who follows me.

I must remember as I go,

Thru summers' sun and winters' snow,

I am building for the years to be,

In that little chap who follows me.

—Author unknown

June

WEEKLY THEME	WEEKLY PROGRAM FEATURE	SPECIAL ACTIVITIES	PROJECTS & RESOURCE
CAMP-OUT Planning Adventures in Camping	<ol style="list-style-type: none"> Camping is a key factor in Rangers Outdoor life can be: <ul style="list-style-type: none"> Rugged Meaningful Enjoyable Preplanning to meet these objectives Share responsibility 	<ol style="list-style-type: none"> Assign portions of Adventures in camping for home reading Assign each patrol to "brainstorm" for suggestions Check equipment Make repairs Purchase new items as needed 	<ol style="list-style-type: none"> Distribute personal equip. checklists Notify Outpost Council of needs Resources: <ul style="list-style-type: none"> Ranger Joe's 1020 Broadway Columbus, Ga. Camp Supply Co. 1151 S. 7th, St. Louis, Mo. 63104
CAMP-OUT Preparation Adventures in Camping	<ol style="list-style-type: none"> Camping with purpose Excitement and relaxation Fulfillment and accomplishment Satisfaction of a job well done Experience for future camp-outs 	<ol style="list-style-type: none"> Outpost preparation check Patrol preparation check Individual preparation check Release schedules, menus, and work rotation sheets Call for excellence 	<ol style="list-style-type: none"> Assign a patrol to chart campsite arrangement on poster Have Lt. Cmdrs. plan hikes, nature walks, special activities Plan a council fire with Chaplain speaking Arrange for music and singing
SPORTS	<ol style="list-style-type: none"> Explain purpose <ul style="list-style-type: none"> Physical fitness Social adjustment Mental alertness Self-discipline Participation <ul style="list-style-type: none"> As a team Individual excellence Sportsmanship 	<ol style="list-style-type: none"> Plan inner-patrol BB/volleyball Challenge neighboring outpost to softball game Plan field day in preparation for Pow Wow Visit a sporting event in uniform 	<ol style="list-style-type: none"> Invite local high school coach to explain rules of FB Secure a local gym for workout Ping Pong Tourney Plan elem. acrobatics instruction Invite outstanding player to meeting
PATROL CAMPING Adventures in Camping	<ol style="list-style-type: none"> Basic unit of outpost Working as a team "All for one, one for all" idea Group achievement in which all share Common goals Positive output of each individual 	<ol style="list-style-type: none"> Plan outpost camp-out by patrol Emphasize separate responsibilities Each patrol develop standard, song, and yell Promote showmanship for council fires 	<ol style="list-style-type: none"> Costume supplies information: <ul style="list-style-type: none"> DISPATCH Box 470 Milan, Tenn. 38358 Leather supplies: <ul style="list-style-type: none"> Tandy Leather Co., Bx. 2686, Ft. Worth, Tex. 76101 Practice drill
OUTPOST CAMPING Adventures in Camping	<ol style="list-style-type: none"> Leadership preparation Patrol planning Outpost participation Boy involvement in all phases of camp life Leaders as advisors Follow-through in spite of failure 	<ol style="list-style-type: none"> Call for patrol reports on planning Assign patrol guides to construct entrance archway Last-minute briefing by Leaders Emphasize sharing and working together 	<ol style="list-style-type: none"> Assign devotions Special time for soul winning News releases on camp-out to newspaper Material: <ul style="list-style-type: none"> Leader's Handbook BSA Field book Report camp in church service.

July

WEEKLY THEME	WEEKLY PROGRAM FEATURE	SPECIAL ACTIVITIES	PROJECTS & RESOURCE
CYCLING	<ol style="list-style-type: none"> 1. History of cycle 2. Cycle as transportation 3. Cycle for sport 4. Racing cycles 5. Motorcycles and motorbikes 6. Cycling as means to spread gospel 7. Cycling for fun 	<ol style="list-style-type: none"> 1. Plan a bike hike 2. Dem. and explain 10-speed 3. Plan outdoor motor-bike exhibition 4. Plan cross-country race or hike 5. Visit bike show-room as patrol or outpost 6. Post bike rules 	<ol style="list-style-type: none"> 1. Secure good cycling magazine 2. Invite dealer to outpost meeting 3. Assign report on cycling as related to environment and energy cons. 4. Have someone explain bike jargon
OLYMPICS	<ol style="list-style-type: none"> 1. Greek track events begin. of Olympics 2. Trad. began 776 BC 3. Continued there-after every 4 years 4. U.S. a strong contender 5. Worldwide participation 	<ol style="list-style-type: none"> 1. Invite local star track man to coach boys in practice 2. Hold sports elective day: <ul style="list-style-type: none"> • Tennis • Basketball • Softball • Canoeing 3. Emphasize hygiene 	<ol style="list-style-type: none"> 1. Softball for shot put 2. Build discus with pans & weights 3. Javelin of bamboo or rgh. hardwood 4. Hi jump std. with 2x4's & crossbar 5. Make trophies of tin cans, bolts, spray paint & gold foil 6. Winners stand & flags
CAMPING Toolcraft	<ol style="list-style-type: none"> 1. Camp must have tools for operation 2. Use and abuse 3. Right tool for the right job 4. Proper storage 5. Sharpening and repair 6. Proper handling and transfer 	<ol style="list-style-type: none"> 1. Plan a tool demonstration night 2. Dem. sharpening of axe, hatchet, knife 3. Show how to pass tools to others 4. Explain uses 5. Update outpost tool chest 	<ol style="list-style-type: none"> 1. Demonstrate <ul style="list-style-type: none"> • Cutting with knife • Cutting wood • Cutting a tree • Bow saw uses 2. Show how to avoid handle breakage for axe, shovel, etc. 3. Explain handle replacement
CAMPING Ropecraft	<ol style="list-style-type: none"> 1. Ropemaking began in SW Asia about 4,000 B.C. 2. 1st Bible ref: 2 Sam. 17:13 (1,023 B.C.) 3. Samson: Judg. 16 4. Paul: Acts 27 5. List uses of rope today 	<ol style="list-style-type: none"> 1. Plan a ropecraft night 2. Teach basic knots 3. Dem. bowline in rescue work 4. Construct a ropemaking device 5. Invite experienced sailor to meeting 	<ol style="list-style-type: none"> 1. Plan a contest 2. Demonstrate lashing 3. Resource: <ul style="list-style-type: none"> • Adventures in camping • Knots—BSA • Knotcraft: Allan MacFarlan, Bonanza Books, New York

May

WEEKLY THEME	WEEKLY PROGRAM FEATURE	SPECIAL ACTIVITIES	PROJECTS & RESOURCE
BRIDGES	<ol style="list-style-type: none"> Purpose of bridges Natural bridges Principal types <ul style="list-style-type: none"> Simple girder Cantilever Arch Suspension Jesus is a Bridge 1 Tim. 2:5; Heb. 9:15 	<ol style="list-style-type: none"> Hike to nearest bridge List bridges in 10-mile radius bridge in area Visit historical bridge in your area Prepare report on fam. bridges of U.S. and world 	<ol style="list-style-type: none"> Have bridge worker speak to outpost Identify forces ea. type bridge exerts on a chart Obtain permission to bridge a creek Build a "monkey bridge" Pictures for news
FORESTRY	<ol style="list-style-type: none"> Wood as a natural resource Preservation and conservation needs Forest fires Trees for construction and paper Joyce Kilmer's poem "Trees" Tree farming 	<ol style="list-style-type: none"> Make tree identification board Cut budding twigs and place in water Count rings in a tree stump Make a nature trail nearby Collect leaves for I.D., mount 	<ol style="list-style-type: none"> Ask forest ranger about planting projects & seedlings Offer reward for 2 leaves that match exactly (none do) Resource: <ul style="list-style-type: none"> Trees, Zim & Martin, Golden Press, New York Encyclopedia
GEOLOGY	<ol style="list-style-type: none"> Basic knowledge of rocks important Collecting for fun and learning Kinds of rocks <ul style="list-style-type: none"> Earth's crust Igneous rocks Sedimentary Metamorphic Jesus is a Rock Ps. 18:2; 61:2 	<ol style="list-style-type: none"> Go on a "Rock Hound" expedition Identify each rock correctly & label Make a display Clean samples with lukewarm water & ordinary soap Coat with nail polish or lacquer 	<ol style="list-style-type: none"> Use egg cartons for display trays Plan field trip to an old quarry Explore hiway cut or riverbank Resource: <ul style="list-style-type: none"> Guide to Nature Projects, W. W. Norton Public library
NATURE	<ol style="list-style-type: none"> God created all creatures of the wild (Genesis 1) Adam gave names (Gen. 2:19-20) Wildlife must be protected and pres. Do not disturb animal habitats 	<ol style="list-style-type: none"> Collect & display inspect specimens Make chart of animals native to your state or area Go "birdwatching" Collect & feed a few amphibians Invite speaker from U.S. Fish & Wildlife Service 	<ol style="list-style-type: none"> Make chart of local poisonous plants and reptiles List biting insects and severity Resource: <ul style="list-style-type: none"> Dispatch, Sum '74 Pub. Library US Forest Serv. BSA Field Book

THE OUTPOSTER

HEAR YE HEAR YE

THAT THIS HERE SQUAW THAT HAS HELPED US INTO, KEPT US OUT OF, AND FIXED US UP WITH . . . BE HEAP APPRECIATED. CAUSE IN SHE BE FLEET OF FOOT, FAST AS THE DAWN RACIN' ACROSS THE PLAINS SHE'S CARRIED MESSAGES, WRIT MESSAGES AND MADE SURE THE WORD GOT THROUGH PLUM TO ALL THE TERRITORIES. CAUSE OF THIS WE IS MAKIN HER AN HONORARY MEMBER OF THE FCF DUBIN HER RUNNING DEER. THIS HERE BE THE HIGHEST HONOR GIVEN TO A SQUAW!

—HAWKEYE AND COUNCIL

(Ed. note: The above proclamation, written (scribbled) on rawhide, was presented to Donna Jester, secretary to the National Commander, Johnnie Barnes).

ELECTRONIC FLAGPOLE

The bureaucrats now have everything—even an electronic flagpole!

It's an efficiency expert's dream—a flagpole powered by an electronic motor activated by a photoelectric cell. When the sun comes up the light-sensitive cell trips a switch that starts the motor and—quicker than you can say Francis Scott Key—here comes Old Glory out of a slot and right to the top to proudly wave until darkness again trips the switch and the flag disappears down inside the hollow pole.

The poles vary in length from 30 feet to 75 feet. The cost ranges from \$2,500 to \$5,000 installed.

SUNKEN SHIPS

It is estimated by maritime experts that over a million vessels have sunk in the seas during the last 500 years. More than 4,000 rest at the bottom off the New England coast.

1977 TRAINING EVENTS 1977

NTC Central, June 2-5, Camp Arrowhead BSA, Marshfield, MO

NTC Western, June 23-26, California
NAC, June 13-18, California
NTC Gulf Region, July 28-31, A/C
Camp, Goodlettsville, TN

NAC August 8-13

NTT Northwest, August 11-14, Washington State

NTT Midwest, September 1-4, Colorado

NTC Northeast, September 8-11, Sherburne, NY

NTC Northwest, September 8-11

ANTC September 14-18

NTC Northwoods, September 29 - October 2, Gaylord, MI

NTT Eastern, October 6-9, New York

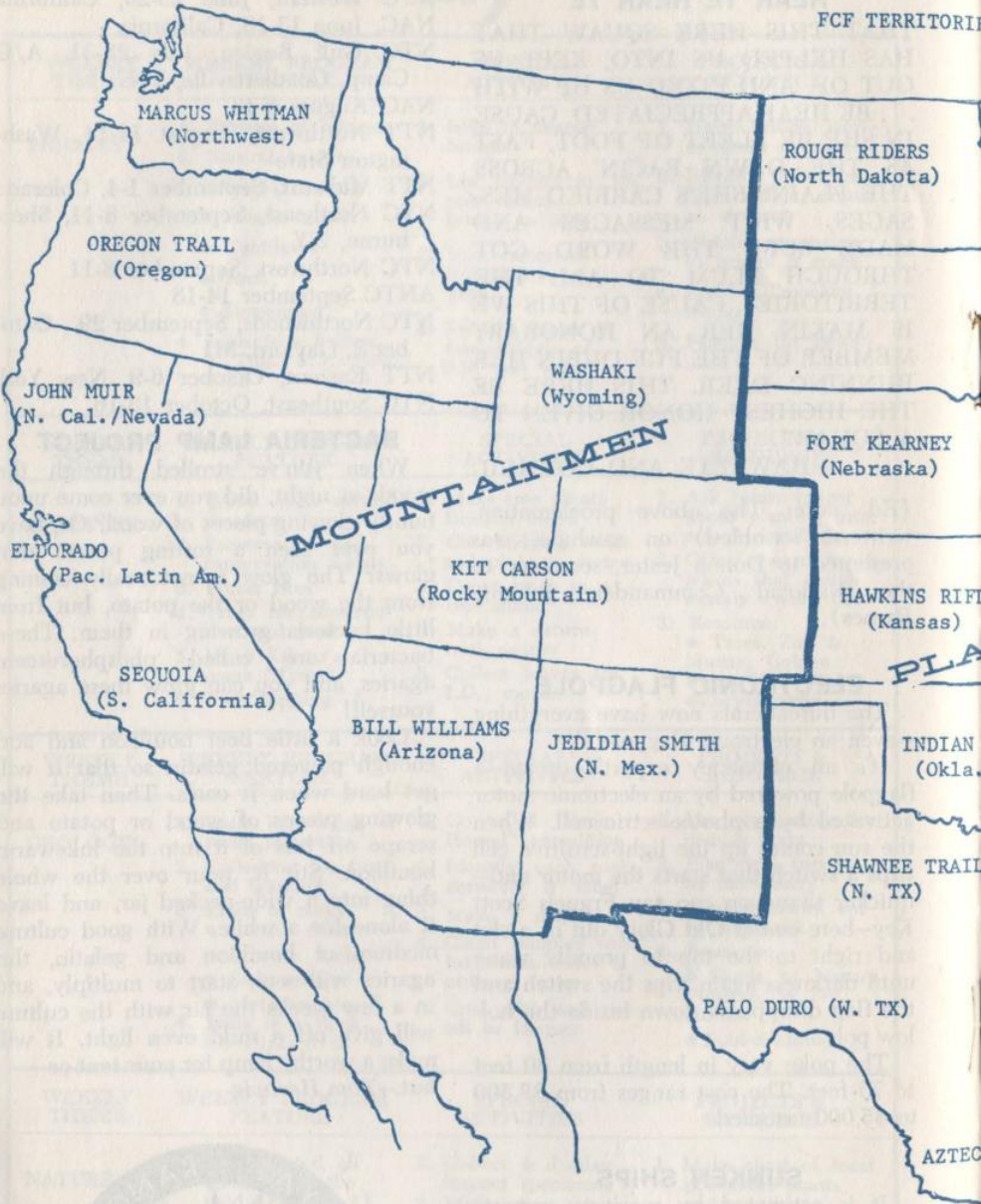
NTC Southeast, October 13-16

BACTERIA LAMP PROJECT

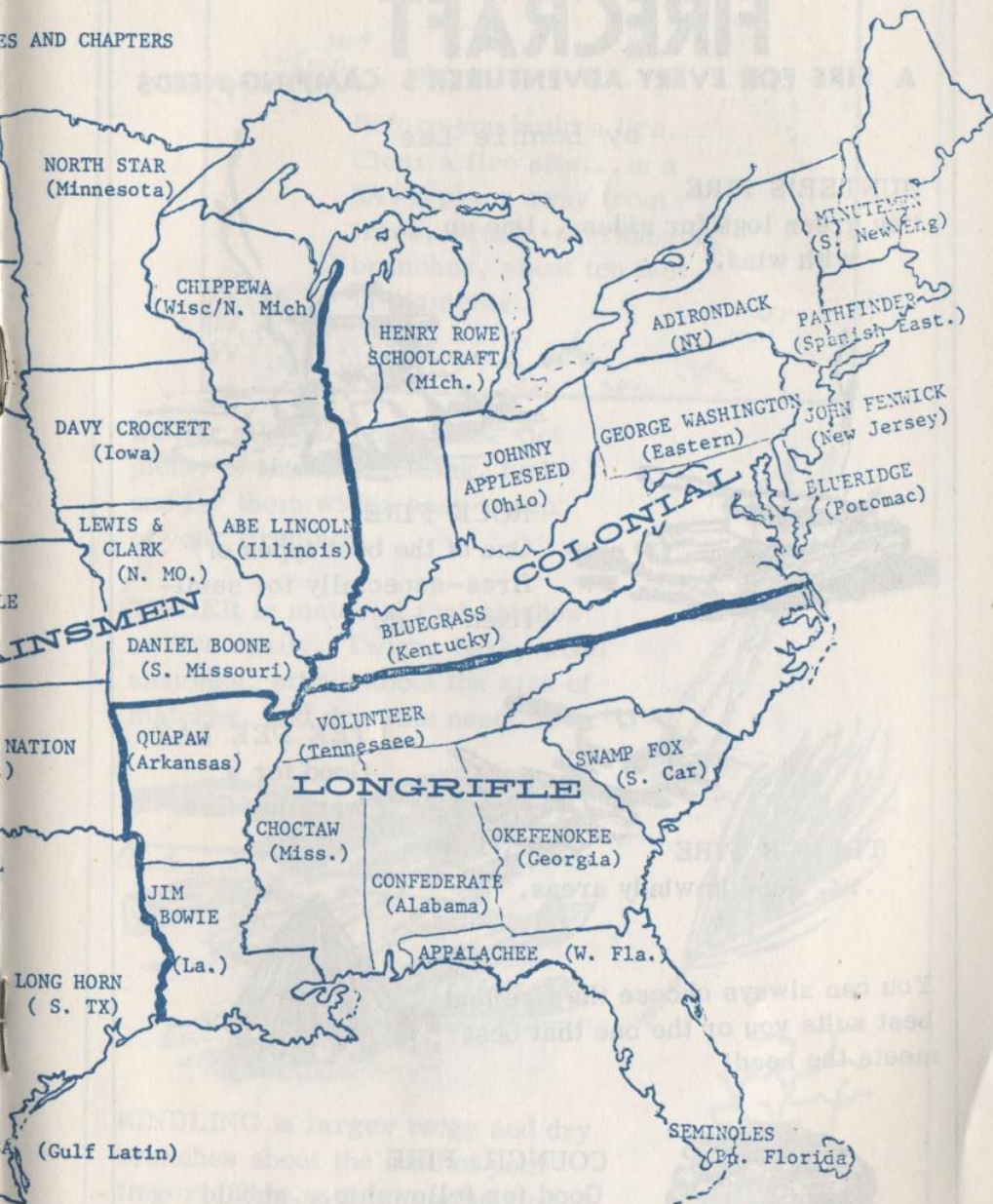
When you've strolled through the woods at night, did you ever come upon faintly glowing pieces of wood? Or, have you ever seen a rotting potato that glows? The glow is not really coming from the wood or the potato, but from little bacteria growing in them. These bacteria are called phosphorescent agaries, and you can grow these agaries yourself!

Cook a little beef bouillion and add enough powered gelatin so that it will get hard when it cools. Then take the glowing pieces of wood or potato and scrape off bits of it into the lukewarm bouillion. Stir it, pour over the whole thing into a wide-necked jar, and leave it alone for a while. With good culture medium of bouillion and gelatin, the agaries will soon start to multiply, and in a few weeks the jar with the culture will give off a mild even light. It will make a worthy lamp for your tent or hut.—Tom Hartwig





ES AND CHAPTERS




FIRECRAFT

A FIRE FOR EVERY ADVENTURER'S CAMPING NEEDS

by Lonnie Lee

HUNTER'S FIRE

Use green logs for sides...line up with wind.



ROCK FIRE

One of the best types of fires—especially for semi-fixed camp.



TRENCH FIRE

.... Good in windy areas.

TEE PEE LAY

Good for a warming fire.

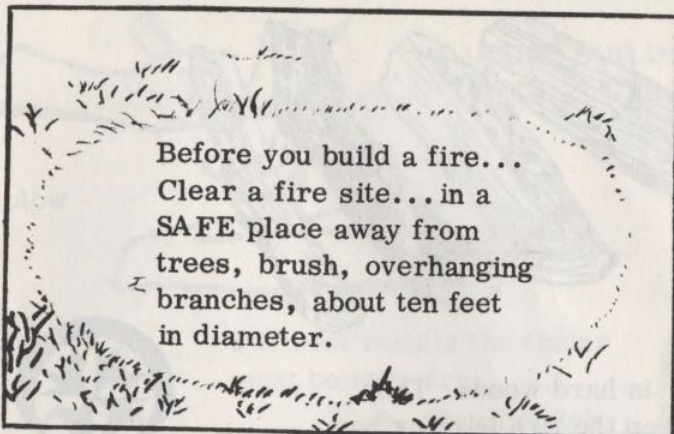


You can always choose the fire that best suits you or the one that best meets the need!



COUNCIL FIRE

Good for fellowship... should be built with criss-cross pattern. Don't build it hollow like a log cabin—but rather solid.



Before you build a fire...
Clear a fire site... in a
SAFE place away from
trees, brush, overhanging
branches, about ten feet
in diameter.


Gather all your materials. Get plenty of tinder, kindling, fuel—and lay them within easy reach of your fireplace.

TINDER is material that catches on fire easily. Twigs, bark, wood shavings, sticks about the size of matches, and dry pine needles.



KINDLING is larger twigs and dry branches about the size of your finger. This is used on the fire after the tinder has been ignited. Make sure they snap when you bend them so you will know that they are good and dry.





FUEL is hard woods. They will keep the fire burning and give you nice hot coals to cook on. They vary in size from large branches to logs.

Don't cut down trees for a fire. Use only dead wood and fallen logs!

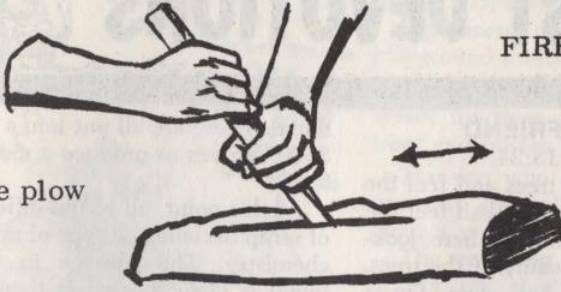
Light your fire from windward side. You can light a fire more readily if you light a handful of tinder and use this "torch" to ignite the fire.



Feed the fire from the 'lee' side...which is the opposite side of which you ignited the fire...kindling first, larger fuel next...that is the reason you want the materials handy!

FIRE BUILDING

Fire plow



For best results the tinder must be very dry.

Metal match



Drill method



Bow and Drill method

Again, the wood for these types of fires must be completely dry otherwise attempts will be in vain.



Sawing method

OUTPOST DEVOTIONS



OUR BEST FRIEND

Scripture: Proverbs 18:24.

As we sit under the trees and feel the warmth of our campfire, we can feel the closeness of heaven. We sit here looking in wonder at the beauty of the trees, grass, streams, moon and stars. On a night like this we can look upward and feel the touch of a Friend's hand.

Most of us pride ourselves in having friends, don't we? As I look around this campfire I see many friends sitting together. These friends are worth more than gold to us, aren't they? Sure they are! This means the more friends we have the richer we are. However, even the closest friendships are sometimes broken. We have all lost friends at some time in our lives. There is one Friend that will never leave us. This Friend is our Lord Jesus Christ.

Jesus is a Friend that sticketh closer than a brother. Brothers are usually good friends and stick together through good times and bad. But Jesus will be with us even when our brothers fail.

We can all have Jesus for our Friend. We begin by asking Him to become our Saviour. Our friendship grows as we obey Him. Christ is a friend of boys (disciples), and He will make known to us the things He has received from God the Father. He will never forsake us.

Would you like to be a friend of Jesus? Kneel with us now and ask Jesus to be your Friend.

Prayer: Dear Lord, we pray that we will be your friends. We want to love you with all our hearts. Help us to be true to you and unailing. Thank you for your love toward us. May we always hold you first place in our hearts. Amen.

FORGED FOR CHRIST

(R. H. Howe, Houston, TX)

Scripture: Matthew 7:7,8.

Let me describe for you the making of steel. We take scrap metal such as old cars, airplanes, hammer heads, guns, bomb casings, etc., together with pure

metal. These are all put into a furnace at 3500 degrees to produce a molten liquid form.

At this point, all of the different types of scrap become one type of metal chemistry. The furnace in which the metal is being heated is then "tapped." This simply means it is opened up and the metal pours out into a ladle.

The liquid metal is then poured into forms (ingots) and cooled down into a solid form. It must then be reheated and rolled into a finished size.


Fellows, our Christian lives are a lot like the making of steel. We all come from different homes, different likes and dislikes. We dress in different styles. We're like the scrap. But with God's pure love and the Word burning in our hearts, we become as one chemistry of metal. We are then formed by the love of Christ, cooled with the temperance of the Lord, re-heated with the anointing of the Lord to become a testimony with our lives, actions, and speech. People can tell that we are a finished product of Christ's love.

Prayer: Dear Jesus, we are all just scraps asking to be melted down by your Word. We are seeking that final forming into Christian brotherhood. Mold us Lord and bring us forth in Thy likeness as an example of your love for all. Take any wrecked life and heat them to the melting point. Tap our lives. We are asking, seeking, knocking. Thank you for opening unto us. Amen.


First FCF chapter to select a name was Southern Missouri—Daniel Boone. This occurred September 12, 1969, during an outing at the Daniel Boone home near Defiance, Mo.

• • • • •
The first FCF chapter was organized in Southern California on July 8, 1966. Five men and five boys were initiated at that time.


FOUR



STAR



IDEAS



WHAT'S MY LINE?

(Mark Girard)

This game is played primarily as the TV version of "What's My Line?" The "mystery guest" is some character from the Bible (such as Moses, Jonah, etc.). The panel then asks questions trying to guess who the person is.

PULL 'EM!

(Gary Wyatt, El Centro, CA)

Players are divided into two equal teams. Boundaries are set. Distance should be about 10-15 yards. Goal lines should be about the same.

Each team lines up behind their own goal. Upon signal, the teams rush toward each other and attempt to pull each other across their goal line. Any player pulled across the opposing line becomes a member of that team. When everyone has been pulled across one of the goal lines, the game is over.

CAPTURED BEAR

(Warren Bebout, Morro Bay, CA)

Procedure: have the players form a circle. The player who is appointed to be the "bear" stands in the center. While the other players hold hands tightly, the bear tries to get through the ring by force, or by dodging under their arms. He may not use his hands to break the grip of the players in the circle. When he does break through, the others try to catch him. The first one to tag him is the next bear.

BALL TAG

(J. D. Dempsey, Los Angeles, CA)

Equipment needed: a volley ball or playground utility ball.

One person is 'it' and has the ball. Select an open area where there are trees and bushes for hiding.

The one who is 'it' has to hit someone with the ball. No one can come in contact with the ball or he becomes 'it.'

The one who avoids being 'it' or is 'it' for the shortest time becomes the winner.

WATER POLO

(R. Rapaglis)

Needed: small badminton net or similar net about 3½ feet high and 8 feet wide. A few balloons with water in them. This game is best played on the lawn.

Divide the boys by patrols (about 8 per team), or else, by age (9-year-olds vs. 10-year-olds). Have the boys in kneeling position. One water-filled balloon is tossed from one team to another. Whoever drops the balloon will get drenched and the other team scores one point.

Goal can be set for 5 or 10 points.

BIBLE SQUARES

(John M. Kimsey, Hawaiian Gardens, CA)

This game is played in the form of Hollywood Squares. Select 9 boys to sit in chairs with three rows of three in a row. Number them 1 to 9. Bring in 2 contestants per set. The contestants pick a number and that "square" must answer a question from the Bible. The contestants must then decide if the answer is true or false.

If the contestant is correct, he gets the square. If not, the other contestant gets it. The only time the other boy does not get the square is when he already has two in a row and the third would make him winner.

If a contestant cannot form three in a row, the first one with six wins.

DISPATCH 1445 Boonville Ave., Springfield, MO 65802
RETURN POSTAGE GUARANTEED

STRAIGHT ARROW

PROGRAM FOR 5- AND 6-YEAR-OLD BOYS

NAME:

"STRAIGHT ARROWS" (an Indian term meaning a person who lives a straight, honorable life), will be the official name.

THEME:

An INDIAN theme that appeals to boys of this age bracket will be used.

RECOGNITION:

There will be three steps of advancement consistent with the Indian theme.

1. BRAVE
2. TRIBESMAN
3. WARRIOR

INSIGNIA:

The insignia will be a gold arrow on a red background. This insignia will be worn with and beneath the small Royal Rangers cloth emblem, on the right side of the vest.

UNIFORM:

The uniform will be a red felt (leather or suede cloth if preferred) vest, to which the boy will attach the strip, emblem, and advancement pins.

BOOKS AND MATERIALS:

The leaders will use a loose-leaf notebook type manual which contains de-

tailed instruction on each meeting for a two-year period. The boys who probably cannot read will not use handbooks but will use a handicraft packet that will be used concurrently with the weekly meeting plans.

LEADERSHIP:

Both men and women will be encouraged to become leaders in the "Straight Arrow" program. Women leaders will wear the uniform listed in the Royal Rangers Uniform Booklet. Leaders will be referred to as "COMMANDERS."

ORGANIZATION:

The basic unit will be called an outpost, as with other age divisions. The outpost will be divided into patrols, but the patrol will be known as lodges. Patrol leaders will be known as LODGE CHIEFS.

CHARTERING:

Straight Arrow Outposts will follow the same procedure for chartering as other outposts. However, the boys will not be required to subscribe to High Adventure. Therefore, their membership fee will be \$1 instead of \$2.

LAUNCHING DATE:

Our projected schedule for materials to be distributed will be Autumn 1976.

Materials Available From

GOSPEL PUBLISHING HOUSE

1445 BOONVILLE AVENUE, SPRINGFIELD, MISSOURI 65802

RADIANT BOOKSTORE

RADIANT BOOKSTORE

415 N. SYCAMORE STREET, SANTA ANA, CA. 92701

1908 FOURTH AVE., SEATTLE, WASHINGTON 98101